

ULTIMATE

OMBRE BROWS

ONLINE COURSE

FOR PMU ARTISTS
READY TO GROW,
REFINE, AND
MASTER THEIR
CRAFT

NO FLUFF. NO GATEKEEPING

Just everything I've learned
in **6+ years** — in one place



Does This Sound Like You?

- ✓ You've trained before... but still feel **unsure** about pigments, stretch, or why your results aren't healing the way you expect
- ✓ You've been following me for a while and would love to know exactly how I get the results I do — the same results that helped me create my **six-figure business**
- ✓ You've been told what to do, but not **why**... and things still aren't fully making sense
- ✓ You second-guess your symmetry, mapping, or healed results and just **crave clear guidance**
- ✓ The tech side of content, booking systems, and automations feels **overwhelming**
- ✓ More than anything, you're ready for **step-by-step direction** from someone who actually works in the industry every day

If you're nodding your head right now... this course was created for you!

For complete beginners:

If you haven't had in-person training yet, this course alone isn't enough — you'll get the BEST results when paired with my **1:1 Beginners course**

ACCESS HERE



Hi I'm Alycia

A cosmetic tattooist with over **6 years** of hands-on experience and the founder of **ShapedbyAlycia**.

Over the years, I've worked with **hundreds** of clients and built a **six-figure business**, perfecting the techniques, systems, and strategies that give me **consistent, beautiful healed results**.

I know what it feels like to have trained before, but still feel:

- Unsure about pigment selection or colour theory
- Nervous about symmetry or healed results
- Overwhelmed by the tech side of content and business systems

That's **exactly** why I created this online course — to finally show you not just what to do, but **how** and **why** I do it.

If you've been following me for a while and wondering how I get the results that I do, or you just need everything to finally **“click”**...

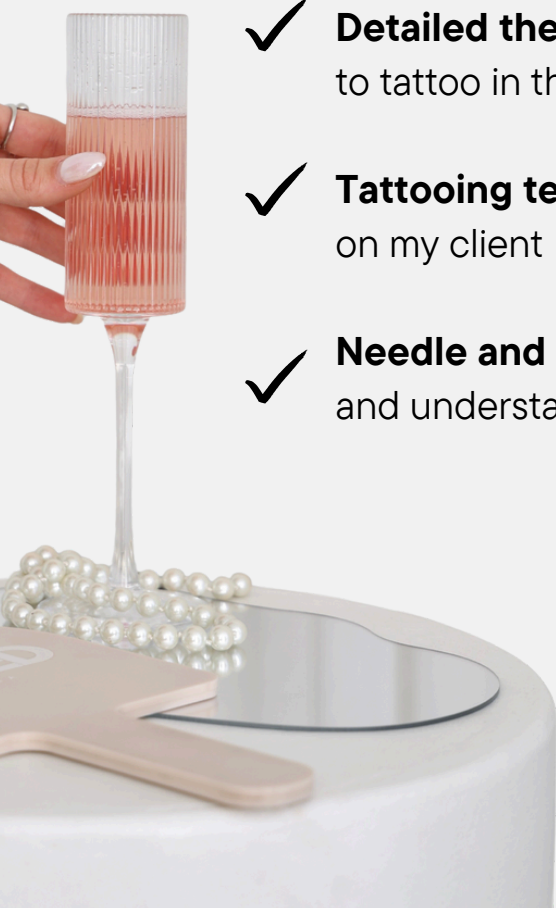
This is where it happens.

Stay with me as I tell you a little bit about whats inside...



What's Inside

- ✓ **Over 4 hours** of 4K demonstrations
- ✓ **Full brow mapping demo** — how I get symmetry every time
- ✓ **Complete ombré procedure** start to finish on a model
- ✓ **Touch-up demonstration** on a model
- ✓ **Deep pigment knowledge** — what I use and why
- ✓ **Booking system breakdown** — how I automate everything, including forms
- ✓ **Where I get my numbing cream** + how I apply it
- ✓ **Detailed theory** behind skin, PMU, healing process, how deep to tattoo in the skin, bleeding, blue brows and MORE
- ✓ **Tattooing techniques** - How I blend and shade when working on my client
- ✓ **Needle and machine theory** - When to use specific needles and understanding your PMU machine



This course includes

Everything I know & everything I have learned from working on hundreds of clients over the years

I've spent years perfecting my technique — *through trial, error, and constant refinement*

UNTIL I REACHED A POINT WHERE:

- ✓ **I love** the pigments I use
- ✓ **I can confidently work** on almost any client who walks through my doors
- ✓ **I know exactly how to handle any situation** that comes up during a procedure

Now, I've put all of that **knowledge and experience** into this course for you.



No gatekeeping

No fluff

Is This Course Right for Me?

Perfect for:

- ✓ PMU artists who want to **refine their technique or rebuild confidence**
- ✓ Artists who feel **undertrained or unsupported**
- ✓ Artists who need **more clarity around pigments, mapping, doing the procedure or healed results**
- ✓ **Beginners** who have already completed an in-person training course

Not suitable for:

- ✗ Beginners who have **never done any in-person training**
- ✗ Students looking for **accredited certification or practical assessments**

ATTENTION

If you're a beginner and haven't trained in-person, I strongly recommend pairing this course with our **1:1 Beginners course** to ensure you're learning safely



ACCESS HERE

What will this course give me

This course gives you the tools, techniques, and confidence to

- ✓ Work on a variety of clients with ease
- ✓ Get consistent, amazing healed results
- ✓ Handle any challenges that might come up during treatments
- ✓ Understand pigments and colour theory inside-out
- ✓ Master skin depth, stretch, and pressure
- ✓ Confidently analyse and understand healed results
- ✓ Upskill your work and elevate your business
- ✓ Learn correction & cover-up strategies (including pigment neutralisation)
- ✓ Confidently know when to accept or decline correction work
- ✓ Set pricing strategies and position yourself as an expert in your area

Bonus Training

- ✓ **Learn exactly how I take/edit client photos + social media strategies. Find out how to access this bonus in the next section.**



EXCLUSIVE WAITLIST BONUSES

ONLY AVAILABLE FOR 3 DAYS AFTER LAUNCH!

When you join my **waitlist**, you unlock insane bonuses to level up your PMU career and take your content game to the next level

\$500 OFF

The Ultimate Ombre Brows Course

Creating Killer Content Course
FOR FREE

(Valued at \$347).

SAVE BIG

with your exclusive early-access discount



WAIT THERES MORE!!!

YOU WILL ALSO GO IN THE RUNNING TO WIN...

BOTH COURSES FREE!!

Waitlist members are automatically entered **to win**



***Jump on the waitlist today to claim
exclusive bonuses AND go into the
draw to win both of my online courses
for FREE!***

CLICK HERE


JOIN

WAITLIST



What is inside 'Creating Killer Content Course'

- ✓ **How I film and edit** my Reels, carousels, and gel videos
- ✓ My exact camera **angles, lighting,** and **setup** for flawless content
- ✓ Where I get all of my **equipment** to create the content I do
- ✓ How I **plan, batch,** and **schedule content** to save hours every month
- ✓ **Engagement strategies** to boost likes, saves, and shares
- ✓ **Caption writing** and **hashtag strategies** that get discovered
- ✓ **Algorithm secrets** to stay visible and consistent
- ✓ **How I use ChatGPT** to speed up captions, ideas, and planning
- ✓ **Instagram ads and profile setup tips** to attract dream clients
- ✓ **How I sell my work** through Instagram & TikTok
— because **content sells!**



These bonuses **expire**
3 days after launch

After that the **\$500** discount, the bonus **Creating Killer Content course**, and your chance to win **BOTH courses for free** will disappear for good.

JOIN WAITLIST



**Sneak Peak of
Creating Killer
Content Course**



THE ULTIMATE OMBRÉ BROWS ONLINE COURSE

WAITLIST OFFER ONLY

With \$500 OFF & Content Course

AFTERPAY AVAILABLE

PAYMENT PLAN

AFTERPAY

~~\$374~~

\$249

A FORTNIGHT

JOIN WAITLIST

ONLINE COURSE

UPFRONT


~~\$1499~~

\$999

JOIN WAITLIST

Support & Contact Info

Need help deciding? I'm here

 **Instagram** — @shapedbyalycia

Or

 **Email** — shapedbyalycia@hotmail.com

 www.shapedbyalycia.com

Ready to LEVEL UP?

LEVEL UP



Important Notes & Disclaimers

- This course is for **educational purposes only**
- It is not accredited and does not qualify you to perform treatments **without proper in-person training**
- **No assessments or practical marking**
- Created to complement your hands-on learning and expand your knowledge
- In Australia, accreditation is not legally required, but you must follow local licensing, council & insurance guidelines

